

Technical Data Sheet

POLYMER



PRODUCT DESCRIPTION

POLYMER modern solution for sealing and gluing.

POLYMER is elastic sealant recommended for sealing and bonding various types of materials. Its resistance to UV and water also salt water, doesn't need primer and can be over-painted. Advantages of POLYMER are no shrink effect and it doesn't discolour. Thanks to advance dispensing system, POLYMER does not require extra tools to application, provides exact thickness of weld during application.

PRODUCT INFORMATION

SURFACE TYPE	Laminate, steel, aluminium, plexi, polycarbon, glass, plastic, painted surface
COLOR	White, black, transparent
GLOSS	mat
CHEMICAL CHARACTERISTIC	Hybrid
CURING MECHANIZM	Absorption moisture from air
DENSITY	1,65 g/cm ³
SHORE A HARDNESS (DIN53505)	ca. 50
ELASTIC	1,8 N/mm ² (DIN53504)
TENSILE STRENGHT	2,6 N/mm ² (DIN53504)
ELONGATION	270 % (DIN53504)
TEMPERATURE RESISTANCE	-40/+100 °C, shortly +120 °C
APPLICATION METHODE	application Linrock Powercan

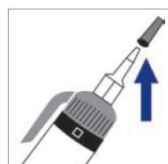
INSTRUCTION FOR USE

SURFACE PREPARATION Surfaces must be clean, dry, free of water, oil, grease or rust and of sound quality. Remove all loose particles or residues with a jet of compressed air, sandpaper or hard brush. Glass, metal and other non-porous surfaces must be free of any coatings and wiped clean with solvent. Before application to increase adhesion is recommended to sand surface P80-P120 wood, P200-P400 GRP, P80-120 steel, P200-P400 plastic. Clean dust and contamination with Sea-Line Cleaner. Primers may be required to achieve optimal adhesion and protect surface against corrosion or osmosis.

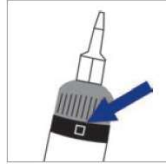
Instructions for preparing surfaces and primers before applying Polymer are provided on the TDS for the specific primer.

PRODUCT PREPARATION AND APPLICATION

Unlock nozzle



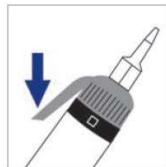
Unlock dosing regulator



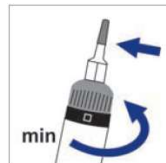
Set dosing regulator accordance with needs



Apply product by pressing lever



After finishing application, secure dosing nozzle and block dosing regulator



Smooth weld immediately after application, not later than 25 minutes

CURING INFORMATION

Time for skin formation	Fully hardened (weld 3mm)	Time to contact with water
ca. 20 min.	24 h	ca. 30 min.

Low air humidity extend curing time. The given times must be considered as guidelines only. The actual drying time may be shorter or longer and depends on weld thickness, ventilation, humidity etc.

IMPORTANT NOTES

Minimal temperature during application from +5 °C to +40 °C.

POLYMER may be over-painted, however due to the large number of paints and varnishes available we strongly suggest a compatibility test before application.

POLYMER can be over-painted after 3 days.

Clean tools with acetone or alcohol immediately after use. Cured material can only be removed mechanically.

Empty packing can be disposed in a recycling bin. Packing with residual mass should be disposed accordance regulations for special waste.



STORAGE AND SAFETY INFORMATION

SHELF LIFE	24 months from production date
STORAGE	Not activated product should be stored in tightly sealed containers, in a temperature of 10-25°C, away from sources of fire, heat and sunlight. Close container tightly immediately after each use. Store in a dry place and keep sealed cans until use.
HSE CONDITIONS	Please follow safety instructions from the Safety Data Sheet for hazardous chemical and follow workplace safety laws. The general rule is to avoid contact of the product with the skin and eyes. When product is used in a small, closed spaces you must provide forced ventilation. It is also recommended that you protect your respiratory system, eyes, and skin. Special care should be taken in the area of fire protection and explosion hazards. Notice ! Always follow all precautionary, health and safety notice on the Safety Data Sheet and container labels.
DISCLAIMER	All data in this document have been prepared for informational purpose only. We can not take responsibility for the results of user actions over which we have no control. The user is responsible for making the control sample and determining the suitability of the product for specific, individual applications. Company Troton Sp. z o.o. does not take responsibility for any damage, or loss of profits associated with the improper use of the products. All information is based on scrupulous laboratory research and many years of experience. Our position of market leadership does not free us from constant quality control of our products. However, we do not accept responsibility for the effects of improper use or storage of our products, or the effects of using our products in any way contrary to the standard of good workmanship.
QUALITY GUARANTEE	Production, quality control and the realization of deliveries fulfill the demands of ISO 9001 and 14001 standards.